

YL440

特点 PRODUCT FEATURES

- 体积小、重量轻、切换功率大
- 多组转换、可选的安装方式
- 结构牢固、强大防震与抗振动

典型应用 TYPICAL APPLICATIONS

- 自动化设备、通讯设备、机械电气设施
- 家用电器



触点负载 CONTACT DATA

型号 Model	YL440-2/YL440-3	YL440-4
额定负载(阻性) Rated load	7A/220VAC 28VDC	5A/220VAC 28VDC
最大切换电流 Max.Switching Current	7A	5A
最大切换电压 Max.Switching Voltage	28VDC 250VAC	28VDC 250VAC
最大切换功率 Max.Switching Power	196W 1750VA	140W 1100VA

性能参数 GENERAL DATA

触点材料 Contact material	Silver Alloy	
接触电阻 Contact resistance	100mΩ Max.	
吸合时间 Operate Time	25msec. Max.	
释放时间 Release time	25msec. Max.	
绝缘电阻 Insulation resistance	100MΩ Min.(DC500V)	
介质耐压 Dielectric strength	触点与触点间 Between open contacts	1000VAC 50/60Hz 1min
	触点与线圈间 Between coil & contacts	1500VAC 50/60Hz 1min
抗振动 Humidity	稳定性 Functional	10~55Hz, 双振幅 1.5 mm
	强度 Destructive	10~55Hz, 双振幅 1.5 mm
抗冲击 Shock Resistance	稳定性 Functional	10G Min.
	强度 Destructive	100G Min.
寿命 Life	机械寿命 Mechanical Life	10,000,000 次 (10,800次/小时)
	电气寿命 Electrical Life	100,000 次(600次/小时)
环境温度 Temperature Range	-40°C~+85°C	
重量 Weight	约37g	
安规认证 Safety Standard		

线圈参数 (at 20°C) COIL DATA

额定电压 Nominal Voltage (VDC)	线圈阻值 Coil Resistance at 20°C±10%(Ω)	最大吸合电压 Max. Operate Voltage (VDC)	最小释放电压 Min. Release Voltage (VDC)	最大过载电压 Max. Applicable Voltage (VDC)
	0.9W			
6	40	4.8	0.6	6.6
12	160	9.6	1.2	13.2
24	650	19.2	2.4	26.4
36	1440	28.8	3.6	39.6
48	2600	38.4	4.8	52.8

YL440

订货标记 ORDERING INFORMATION

YL440 -2A -12VDC -P -L

产品型号 Type	YL440
触点转换形式 Contact Form	2A、2C、3A、3C、4A、4C
线圈电压 Coil Voltage	5V、6V、9V、12V、24V、48V
线圈功耗 Coil Power	无:PCB P:插入式 NIL:PCB P:Plug-in
配件形式 Accessory Type	无-普通型 L-带发光二极管(见接线图)

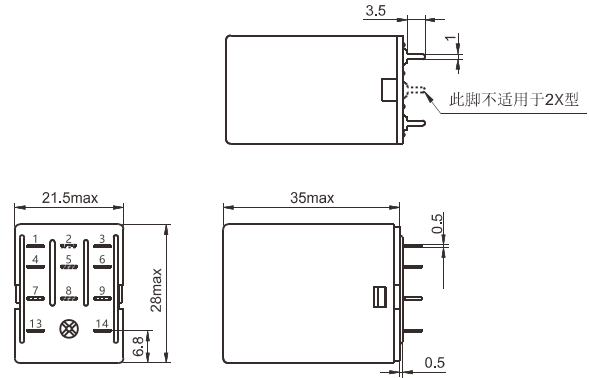
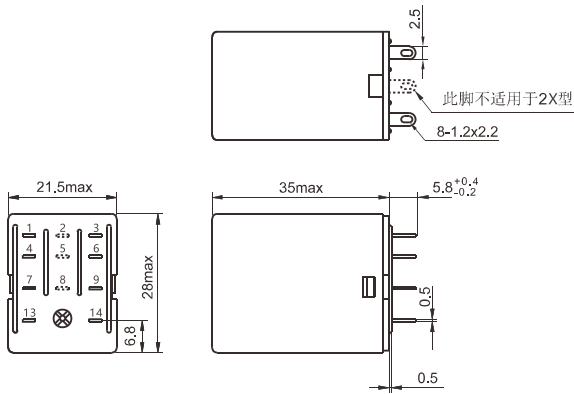
外形图、接线图、安装孔位图

OUTLINE DIMENSIONS, WIRING DIAGRAM AND PC BOARD LAYOUT

外形图
Outline Dimensions

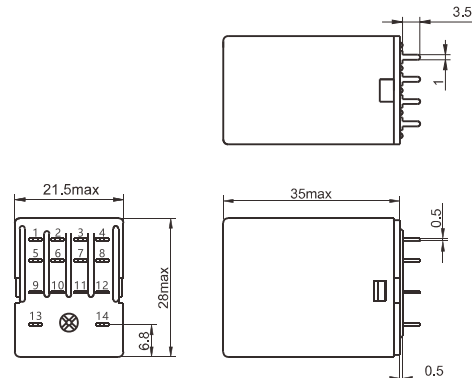
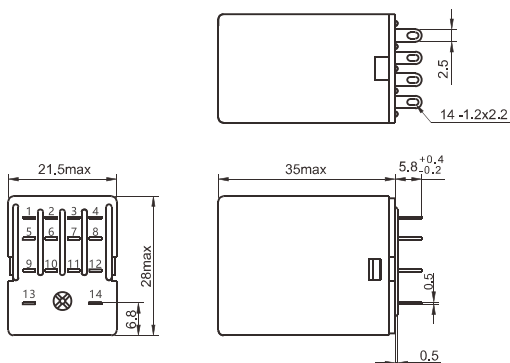
YL440-2X/3X-XXVDC

YL440-2X/3X-XXVDC-P



YL440-4X-XXVDC

YL440-4X-XXVDC-P



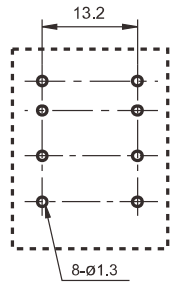
YL440

外形图、接线图、安装孔位图

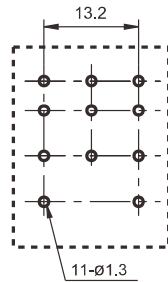
OUTLINE DIMENSIONS, WIRING DIAGRAM AND PC BOARD LAYOUT

安装孔尺寸(底视图)
Mounting hole size
(bottom view)

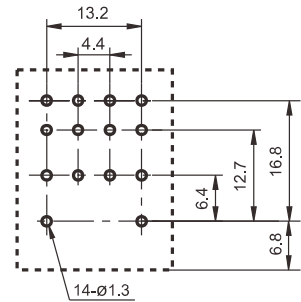
两组转换



三组转换

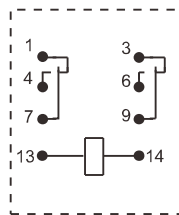


四组转换

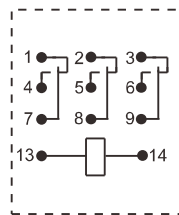


接线图(底视图)
Wiring Diagram
(Bottom View)

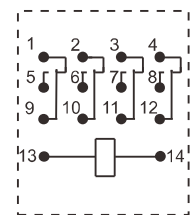
两组转换



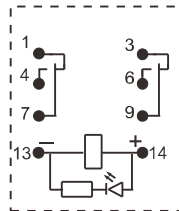
三组转换



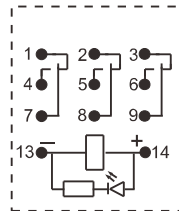
四组转换



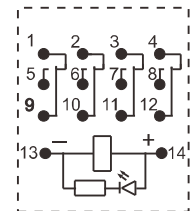
两组转换(带发光二极管)



三组转换(带发光二极管)



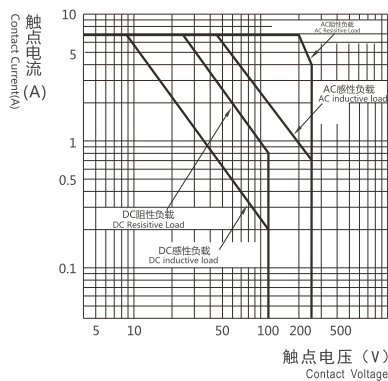
四组转换(带发光二极管)



性能曲线图

CHARACTERISTIC CURVES

最大切换功率(2C/3C)
MAX. SWITCHING POWER



最大切换功率(4C)
MAX. SWITCHING POWER

